

| | | |
|---|-------------------|--|
|  | PO address | Cnr Moggill Road and Russell Tce, INDOOROOPILLY, Queensland, 4068 |
| | Phone | +61 7 33272333 |
| | Fax | +61 7 33272300 |
| | Email | the.principal@indoorooss.eq.edu.au |
| | Website | www.indoorooss.eq.edu.au |

Principal's foreword

Introduction

The 2008 School Year has been another outstanding year for Indooroopilly School and its students.

We were extremely proud of our results in the new national testing and achieved above both the 'national' mean and the 'like school' average. The graphs indicated a significant 'value added' component by the time our students reached Year 7. This confirms that our students are extraordinarily well prepared for high school.

In 2008, we again had a Future Problem Solving team (the only Australian State Primary School) that was invited to take part in the International Competition in Michigan, USA having been placed second in the National Competition. This is a great credit to our Gifted and Talented program and its coordinator Mrs Nicky Desoe.

Future outlook

In 2008 we utilised the services of a consultant to assist the principal and the School Council to conduct a Triennial School Review. The overwhelming message that came through was that parents are extremely happy and proud of our school with particular emphasis on the quality, dedication and professionalism of our teachers.

From the review 4 areas were identified:

Environment: It was suggested that the school develop a cohesive plan to make real progress in creating an environmentally sustainable community.

Diversity: The diverse nature of our school community was recognised. There was a focus on LOTE (Languages other than English) and there was widespread agreement among students and parents that a range of language options should be made available, including the option of learning several languages and learning languages at an earlier age.

Facilities: Maintaining and upgrading the school's aging facilities was of some concern. Included in this was ICT infrastructure and the upgrading of the school website.

Reputation: The general consensus was that stakeholders wanted to maintain the school's current good reputation of providing social and academic outcomes for ALL students without particularly being branded as a gifted and talented school.

The only area in the Student Opinion Survey that was below the State Average was the satisfaction with 'the computer technology skills that we have learnt at school. This could indicate that the quality and availability of computers at home exceeds that of school.

Our school at a glance

School Profile

In 2008, the school provided co-educational primary Education for 809, Prep – Year 7 students, from more than 550 families. Each year level caters from approximately 100 – 120 students. The majority of new students coming into or leaving our school throughout the year are arrivals from interstate or overseas.

Curriculum offerings

In addition to the 8 Key Learning areas (English, Mathematics, Science, Studies of Society & the Environment, the Arts, Health & Physical Education, Technology and Languages other than English (Chinese), our distinctive curriculum offerings are:

Future Problem Solving Program

Extension mathematics: Euler, Dirichlet & Newton Programs

Camps for Years 4 – 7

School day excursions in all year levels

M.A.D. Days (Make a Difference) – 4 times per year – this targets our Year 6 & 7 students and allows our middle years students to develop some expertise in a specific area of interest eg. Motor mechanics, bush biking, electronics, cartooning, basketball, forensics, synchronized swimming etc.

Interschool Sport

Results from the 2008 School Opinion Survey regarding Learning, Curriculum and Pedagogy indicated all areas as Satisfactory. The following areas were flagged as Very Satisfactory as well as being above the State and or Like School average:

| | |
|-----------|---|
| Parents: | With the quality of teaching our child receives That the teachers take an interest in my child |
| Students: | How well we are learning at school The variety of school activities that we do The standard of school work expected That we know how well we are going with our schoolwork |

The following are the Extra curricula activities that are offered during the year:

- Robotics Club
- Chess Club
- Writers' Club
- Debating
- Swimming Club
- Junior Art Club
- Craft Club
- Dance Club
- Gym Club
- Junior Science Club
- Junior Tech Club
- Skiping Club
- Electronics Club

How computers are used to assist learning?

Our school has a computer laboratory with 30 computers. It has 12 student computers in the school library and 2 – 4 computers in each classroom. Computer skills are explicitly taught and the use of computer technology is integrated into all subject areas. The school purchased 3 interactive whiteboards as a trial in Year 2008, with the intention of rolling them out across the school in 2009 or as funds become available.

Our school at a glance

Social climate

Indooroopilly State School is situated in the western suburbs of Brisbane and the majority of the students come from middle to high socio-economic families that are mostly well educated and have high expectations. Our school is represented by 37 different nationalities with a high proportion of our parents having professional occupations (doctors, dentists, lawyers, barristers, managers etc), with very often both parents working in high profile positions.

Student Management System (SMS) data currently shows that Indooroopilly State School draws its students from 42 suburbs. The majority of the students (72.1%) come from Chapel Hill, Indooroopilly, Kenmore and Taringa. The remainder of students come from other areas of the Brisbane Central and West District.

Our school is supported by a Guidance Officer, a Behaviour Management specialist and the school has strong proactive anti-bullying strategies. The principal conducts 'Bully Workshops' with all classes to provide consistent messages and strategies throughout the school. The senior children take part in a 'Buddy' system where they look after a child in a younger class for the year. Some Year 7 children also take part in the 'Play Friends' program where they assist younger children during play time.

Results from the 2008 school Opinion Survey regarding School Climate, all indicated satisfaction, however the following areas were flagged as Very Satisfactory and Above the State average:

| | |
|-----------|---|
| Parents: | About the behaviour of students at the school That this is a good school With the discipline |
| Students: | About the behaviour of students at this school We are safe at school That this is a good school |
| Staff: | Staff and community relations are good in this school I get on well with the students in this school Staff & students respect each other in this school The staff in this school put a lot of energy into their work |

Involving parents in their child's education.

The school is well supported by the P & C Association and the School Council. The P & C raises a significant amount of money each year to support the school curriculum and facility enhancements throughout the school. The School Council provides support to school management in setting strategic direction and by monitoring budgets and planning.

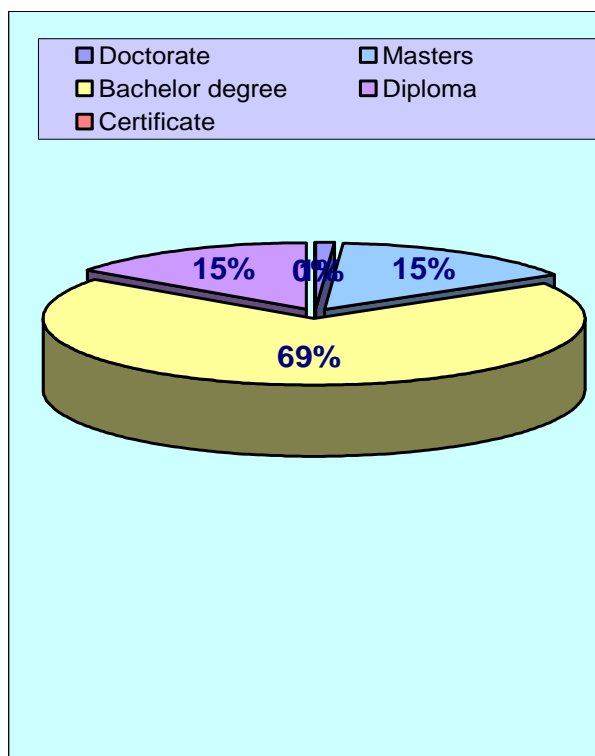
A number of P & C functions were held during the year including a Trivia Night. Our parents assist with classroom activities, excursions and camps as well as volunteering in the tuck-shop and uniform shop.

All classes have annual celebrations of learning.

Our staff profile

Qualifications of all teachers.

| Highest level of attainment | Number of classroom teachers and school leaders at the school |
|-----------------------------|---|
| Doctorate | 1 |
| Masters | 15 |
| Bachelor degree | 69 |
| Diploma | 15 |
| Certificate | 0 |



Expenditure on and teacher participation in professional development.

The total funds expended on teacher professional development in 2008 were \$24,076 or 26% of the school grant budget.

The major professional development initiatives are as follows:

- Social Skills Program (You Can Do It)
- ICT (variety)
- One School Training
- Writing
- Reading
- Values
- Teaching Adolescent Children
- CPR
- Mathematics
- Early Childhood Literacy
- Working with Autism
- Language & Literacy
- Working with Interactive Whiteboards
- WH&S
- Student Protection & Mental Health
- ESL Students in Main Stream

The involvement of the teaching staff in professional development activities during 2008 was 82%. In addition to this, the staff is included in Professional Development on Pupil Free Days and in school-based workshops and in-service.

Our staff profile

| | |
|--|--|
| | |
| Average staff attendance | |
| For permanent and temporary staff and school leaders the staff attendance rate was 96% in 2008. | |
| Proportion of staff retained from the previous school year. | |
| From the end of the 2008 school year, 96% of staff was retained by the school for the entire 2008 school year. | |

Performance of our students

Student attendance

The average attendance rate as a percentage in 2008 was 95 %

Key outcomes

National Assessment Program – Literacy and Numeracy (NAPLAN) results - our reading, writing, spelling, grammar and punctuation, and numeracy results for the Years 3, 5, 7 and 9.

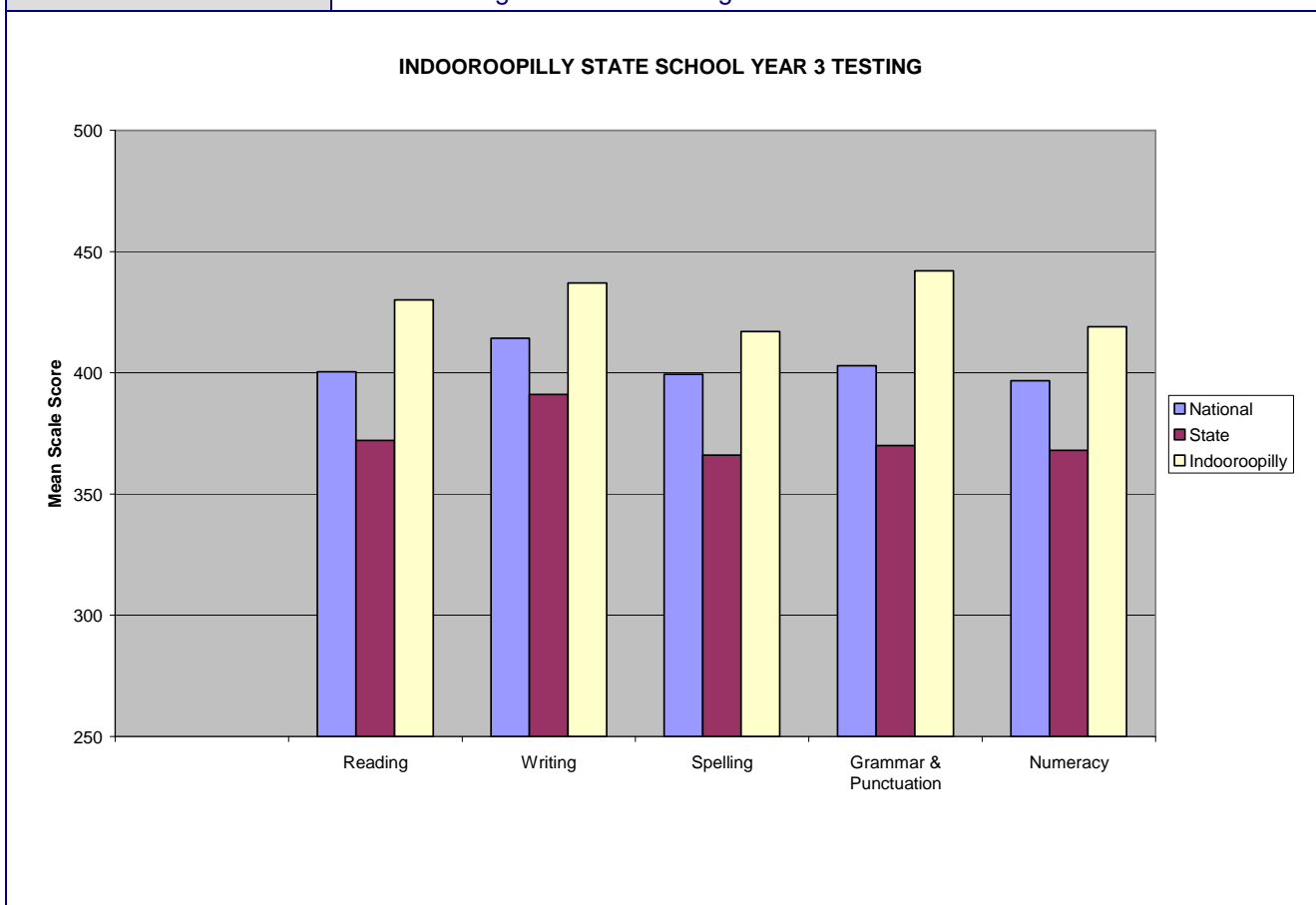
| Domain | Measures | Yr 3 | Yr 5 | Yr 7 |
|-------------------------|--|-----------|-------|-------|
| Reading | Average score for the school | 430 | 523 | 604 |
| | Average score for Queensland | 371.1 | 466.1 | 528.1 |
| | For the school the percentage of students at or above the national minimum standard. | 2008 93 % | 95 % | 99 % |
| Writing | Average score for the school | 437 | 516 | 581 |
| | Average score for Queensland | 391.8 | 468.9 | 522.7 |
| | For the school the percentage of students at or above the national minimum standard. | 2008 93 % | 95 % | 98 % |
| Spelling | Average score for the school | 417 | 508 | 596 |
| | Average score for Queensland | 366.7 | 462.0 | 528.0 |
| | For the school the percentage of students at or above the national minimum standard. | 2008 94 % | 96 % | 100 % |
| Grammar and Punctuation | Average score for the school | 442 | 554 | 592 |
| | Average score for Queensland | 370.4 | 476.6 | 518.0 |
| | For the school the percentage of students at or above the national minimum standard. | 2008 93 % | 97 % | 97 % |
| Numeracy | Average score for the school | 419 | 531 | 620 |
| | Average score for Queensland | 367.9 | 458.2 | 539.0 |
| | For the school the percentage of students at or above the national minimum standard. | 2008 95 % | 99 % | 100 % |

Performance of our students

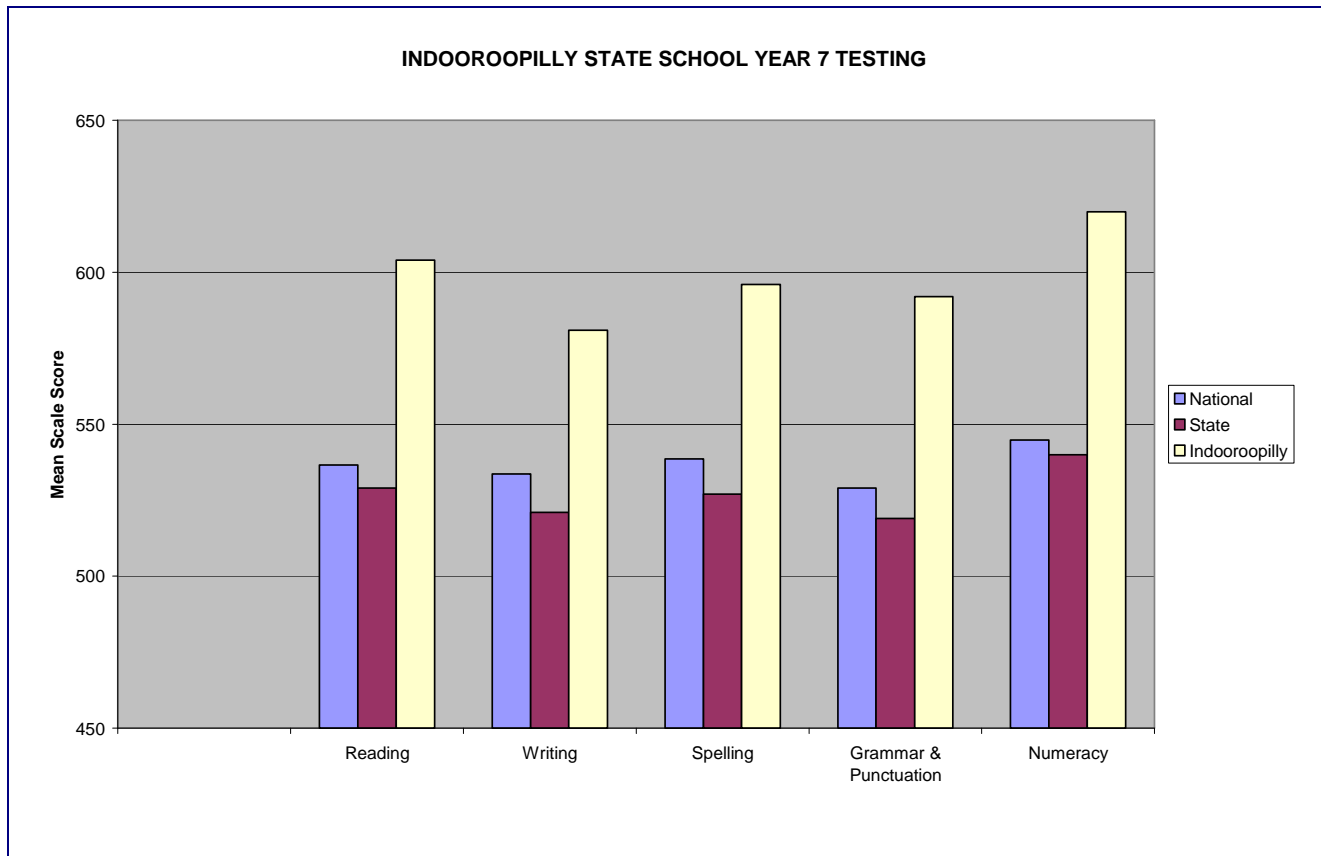
| Results in the Year 2 Diagnostic Net | |
|--------------------------------------|---|
| | Percentage of students not requiring additional support |
| Reading | 86 % |
| Writing | 93 % |
| Number | 91% |

Value added

The two graphs below clearly illustrate the 'value added' element that Indooroopilly achieves in the National Testing of 2008. Compare the graphs of Year 3 testing and Year 7 testing.



Performance of our students



Parent, student and teacher satisfaction with the school

In 2008, Indooroopilly State School continued to perform at consistently high levels in all areas.

In the annual School Opinion Survey (administered state-wide) results were again very satisfactory from students, parents and staff.

The following areas were flagged as SIGNIFICANTLY above the state average and/or like school average:

Parents:

- With the quality of teaching your child receives
- With the interest that the teachers take in your child
- About the behaviour of students at this school
- With student discipline in the school
- That this is a well equipped school

Staff:

- Staff and community relations in this school are good
- I get on well with the students in this school
- Staff and students respect each other in this school
- The staff in this school put a lot of energy into their work

Students:

- How well you are learning at this school
- With the variety of activities at this school
- With the standard of school work expected
- That you know how well you are going with your school work
- About the behaviour of students at this school
- That you are safe at this school
- With the school grounds
- That this is a good school